

Parachute Recovery System

Contact

Tel: +86 159 7530 6533
E-mail: sales@skyeagleparachute.com
Web: www.skyeagleparachute.com
Address:
Building A1, Zhongjia Creative Park,
Donghuan Second Road, Longhua District,
Shenzhen City, Guangdong Province, China.
Copyright Reserved © Shenzhen SkyEagle Technology Co., Ltd.

Website

WhatsApp

About SkyEagle



Founded in 2014, SkyEagle Equipment Technology Co., Ltd. is a high-tech enterprise based in Shenzhen, China, specializing in the research, development, and manufacturing of advanced parachute safety systems for military, emergency recovery, and recreational applications.

SkyEagle is certified with AS9100D, ISO 45001:2015, and ISO 14001:2018, reflecting our commitment to rigorous standards in aerospace, defense, quality management, occupational health and safety, and environmental practices. With a team of over 150 professionals, including senior aviation experts, we achieved a significant milestone by securing China's first airworthiness certificate for human parachutes.

At SkyEagle, we are dedicated to advancing parachute safety technologies, ensuring secure landings and reliable airborne protection.

Product Portfolio

SkyEagle provides a one-stop parachute solution for various applications, ensuring safety and performance across industries. Our portfolio includes parachutes for aircraft, eVTOLs, and drones, offering critical protection in emergencies when secure landings are not guaranteed. These systems are designed for high-speed fixed-wing aircraft, low-speed eVTOLs, multirotor UAVs, and industrial drones.

We also offer tactical parachutes, parachute recovery systems (PRS), and custom production for military and commercial needs, along with a full range of airborne equipment to support diverse operations.

1,000 +
Successful Deployments

10 + Years
Military Parachute

70+
Patents

12,000 +m²
Production Line

Drone Parachute System

-Industrial Drone Parachute Series



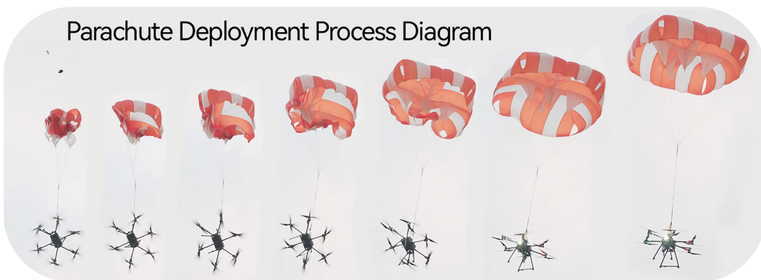

Performance Specifications

Model	T200-15	T200-25	T200-35	T200-50	T200-75	T200-100	T200-125	T200-150	T200-200
Maximum Deployment Weight	15kg	25kg	35kg	50kg	75kg	100kg	125kg	150kg	200kg
Maximum Deployment Speed	110 km/h	110 km/h	110 km/h	110 km/h	110 km/h	110 km/h	110 km/h	110 km/h	110 km/h
System Weight	0.72kg	0.87kg	0.95kg	1.42kg	2.0 kg	2.4kg	3.4kg	3.8kg	4.0kg
Container Dimensions (mm)	Φ169*68mm	Φ169*71mm	Φ169*90mm	Φ169*121mm	Φ169*156mm	Φ206*122mm	Φ206*162mm	Φ206*208mm	Φ206*208mm
Deployment Time	1.2 s	1.2 s	1.2 s	1.2 s	1.2 s	1.5s	1.5s	1.5s	2.0 s
Minimum Deployment Altitude	25m	30m	30m	35m	40m	45m	45m	50m	50m
Maximum Deployment Load	5.5g	5.5g	5.5g	5.5g	5.5g	5.5g	5.5g	5.5g	5.5g
Maximum Descent Speed (at 1500 m AMSL, standard temperature)	5 m/s(equivalent to a fall from 1.3 meters)	5 m/s(equivalent to a fall from 1.3 meters)	5.5m/s (equivalent to a fall from 1.5meters)	5.5m/s (equivalent to a fall from 1.5meters)	5.5m/s (equivalent to a fall from 1.5meters)	5.5m/s (equivalent to a fall from 1.5meters)	5.5m/s (equivalent to a fall from 1.5meters)	5.5m/s (equivalent to a fall from 1.5meters)	5.5m/s (equivalent to a fall from 1.5meters)
Parachute Shape	Square	Square	Square	Square	Square	Square	Square	Square	Square
Main Canopy Area	7 ㎡	9.4 ㎡	12 ㎡	15.3 ㎡	23 ㎡	26.9 ㎡	32.5 ㎡	40 ㎡	62 ㎡
Operating Temperature	-20~60℃	-20~60℃	-20~60℃	-20~60℃	-20~60℃	-20~60℃	-20~60℃	-20~60℃	-20~60℃
Protection Rating	IP55	IP55	IP55	IP55	IP55	IP55	IP55	IP55	IP55
Parachute Activation Method	Flight Control Activation Autonomous Activation	Flight Control Activation Autonomous Activation	Flight Control Activation Autonomous Activation	Flight Control Activation Autonomous Activation	Flight Control Activation Autonomous Activation	Flight Control Activation Autonomous Activation	Flight Control Activation Autonomous Activation	Flight Control Activation Autonomous Activation	Flight Control Activation Autonomous Activation
ECU Communication Protocol	CAN/RS-232/PWM	CAN/RS-232/PWM	CAN/RS-232/PWM	CAN/RS-232/PWM	CAN/RS-232/PWM	CAN/RS-232/PWM	CAN/RS-232/PWM	CAN/RS-232/PWM	CAN/RS-232/PWM
Black Box Functionality	Yes	Yes	Yes	Yes	Yes	Yes	Yes	Yes	Yes
System Service Life	2years	2years	2years	2years	2years	2years	2years	2years	2years

*Customized Service Available

Aircraft Parachute System

-High-Speed Fixed-Wing Aircraft

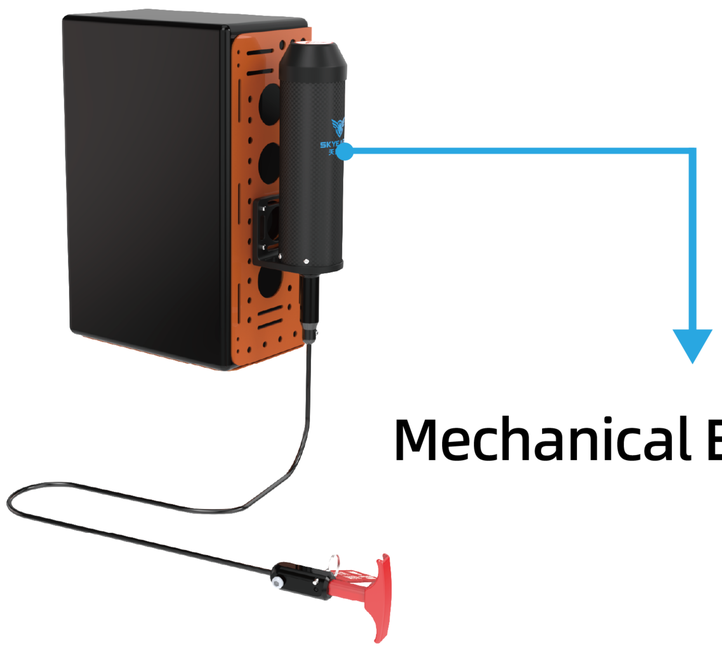

Mechanical Ejection Rocket

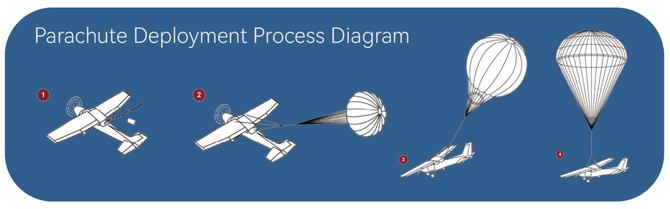

Performance Specifications

Model	T181-350	T181-500	T181-650	T181-800
Maximum Deployment Weight	350 kg	500 kg	650 kg	800 kg
Maximum Deployment Speed	220 km/h	220 km/h	220 km/h	220 km/h
Ejection System Component Weight	2.2kg	2.2kg	2.5kg	2.5kg
Ejection System Dimensions	Φ79x306mm	Φ79x306mm	Φ79x355mm	Φ79x355mm
Parachute Component Weight	7.6kg	9.3kg	11.3kg	12.5kg
Packaging Method	Soft Pack	Soft Pack	Soft Pack	Soft Pack
Container Dimensions	30x25x15 cm	35x25x15 cm	15x26x50 cm	40x14x34 cm
Total System Weight	9.8kg	11.5kg	13.8kg	15kg
Deployment Time (at 90 km/h level flight)	6 s	6 s	6 s	6 s
Minimum Deployment Altitude (at 90 km/h level flight)	90 m	100 m	120 m	140 m
Maximum Deployment Load	6g	6g	6g	6g
Maximum Descent Rate (at 1500 meters standard daytime temperature)	≤7m/s (equivalent to a fall from a height of 2.5 meters)	≤7.5m/s (equivalent to a fall from a height of 2.9 meters)	≤7.5m/s (equivalent to a fall from a height of 2.9 meters)	≤7.5m/s (equivalent to a fall from a height of 2.9 meters)
Closure System	Yes	Yes	Yes	Yes
Main Canopy Area	92 ㎡	110 ㎡	140 ㎡	175 ㎡
Total Ejection System Thrust	400NS	400NS	700NS	700NS
Rocket Motor Burn Duration	1±0.1 s	1±0.1 s	1±0.1 s	1±0.1 s
Rocket Activation Method	Manual Activation	Manual Activation	Manual Activation	Manual Activation
Operating Temperature Range	- 40°C - +60°C	- 40°C - +60°C	- 40°C - +60°C	- 40°C - +60°C
Maintenance Interval	6 years	6 years	6 years	6 years
System Service Life	12 years	12 years	12 years	12 years

***Customized Service Available**

Aircraft Parachute System

-High-Speed Fixed-Wing Aircraft



Electric Ejection Mechanism

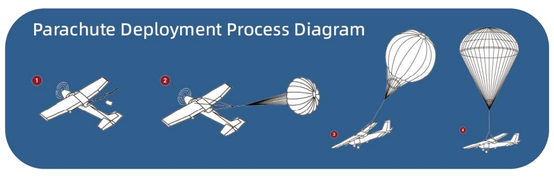

Performance Specifications

Model	T182-350	T182-500	T182-650	T182-800
Maximum Deployment Weight	350 kg	500 kg	650 kg	800kg
Maximum Deployment Speed	220 km/h	220 km/h	220 km/h	220 km/h
Ejection System Component Weight	2.2kg	2.2kg	2.5kg	2.5kg
Ejection System Dimensions	Φ79x306mm	Φ79x306mm	Φ79x355mm	Φ79x355mm
Parachute Component Weight	7.6kg	9.3kg	11.3kg	12.5kg
Packaging Method	Soft Pack	Soft Pack	Soft Pack	Soft Pack
Container Dimensions	30x25x15 cm	35x25x15 cm	15×26×50cm	40×14×34cm
Total System Weight	9.8kg	11.5kg	13.8kg	15kg
Deployment Time (at 90 km/h level flight)	6 s	6 s	6 s	6 s
Minimum Deployment Altitude (at 90 km/h level flight)	90 m	100 m	120 m	140 m
Maximum Deployment Load	6g	6g	6g	6g
Maximum Descent Rate (at 1500 meters standard daytime temperature)	≤7m/s (equivalent to a fall from a height of 2.5 meters)	≤7.5m/s (equivalent to a fall from a height of 2.9 meters)	≤7.5m/s (equivalent to a fall from a height of 2.9 meters)	≤7.5m/s (equivalent to a fall from a height of 2.9 meters)
Closure System	Yes	Yes	Yes	Yes
Main Canopy Area	92 ㎡	110 ㎡	140㎡	175㎡
Total Ejection System Thrust	400NS	400NS	700NS	700NS
Rocket Motor Burn Duration	1±0.1 s	1±0.1 s	1±0.1 s	1±0.1 s
Rocket Activation Method	Manual Activation Flight Control Activation	Manual Activation Flight Control Activation	Manual Activation Flight Control Activation	Manual Activation Flight Control Activation
ECU Communication Protocol	CAN/RS-232/PWM	CAN/RS-232/PWM	CAN/RS-232/PWM	CAN/RS-232/PWM
ECU Power Input	12-36v	12-36v	12-36v	12-36v
Operating Temperature Range	- 40°C - +60°C	- 40°C - +60°C	- 40°C - +60°C	- 40°C - +60°C
Maintenance Interval	6 years	6 years	6 years	6 years
System Service Life	12 years	12 years	12 years	12 years

*Customized Service Available

Aircraft Parachute System

-High-Speed Fixed-Wing Aircraft

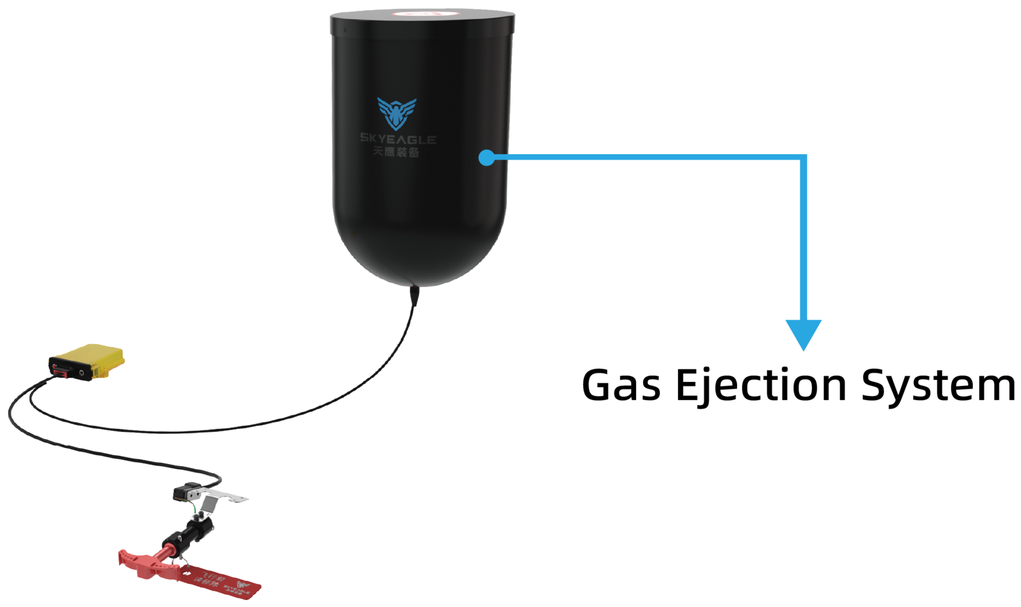

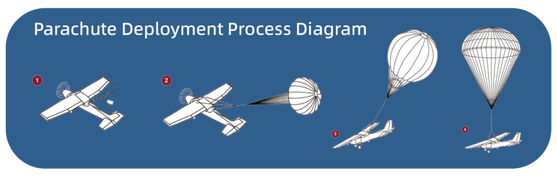

Performance Specifications

Model	T183-250	T183-350	T183-500	T183-650	T183-800	T183-1000
Maximum Deployment Weight	250 kg	350 kg	500 kg	650 kg	800 kg	1000 kg
Maximum Deployment Speed	260 km/h	260 km/h	260 km/h	260 km/h	260 km/h	260 km/h
Container Dimensions (mm)	Φ206*415	Φ206*500	Φ206*500	Φ306*469	Φ306*646	Φ306*797
Total System Weight	8kg	9.9 kg	11.6kg	15.1kg	16.9kg	23.1kg
Deployment Time (at 90 km/h level flight)	5s	6 s	6s	6s	6s	6s
Minimum Deployment Altitude (at 90 km/h level flight)	100m	100m	110m	120m	140m	180m
Maximum Deployment Load	6g	6g	6g	6g	6g	6g
Maximum Descent Rate (at 1500 meters standard daytime	≤7m/s (equivalent to a fall from a height of 2.5 meters)	≤7m/s (equivalent to a fall from a height of 2.5 meters)	≤7.5m/s (equivalent to a fall from a height of 2.9 meters)	≤7.5m/s (equivalent to a fall from a height of 2.9 meters)	≤7.5m/s (equivalent to a fall from a height of 2.9 meters)	≤7.9m/s (equivalent to a fall from a height of 3.2meters)
Closure Device	Yes	Yes	yes	Yes	Yes	Yes
Parachute Area	71 ㎡	92 ㎡	110 ㎡	140 ㎡	175 ㎡	206 ㎡
Packing Cycle	6 years	6 years	6 years	6 years	6 years	6 years
Rocket Activation Method	Manual Activation/Flight Control Activation Autonomous Activation	Manual Activation/Flight Control Activation Autonomous Activation	Manual Activation/Flight Control Activation Autonomous Activation	Manual Activation/Flight Control Activation Autonomous Activation	Manual Activation/Flight Control Activation Autonomous Activation	Manual Activation/Flight Control Activation Autonomous Activation
ECU Communication Protocol	CAN \ PWM \ RS-232	CAN \ PWM \ RS-232	CAN \ PWM \ RS-232	CAN \ PWM \ RS-232	CAN \ PWM \ RS-232	CAN \ PWM \ RS-232
ECU Power Input	12-36v	12-36v	12-36v	12-36v	12-36v	12-36v
Operating Temperature Range	- 40°C - +60°C	- 40°C - +60°C	- 40°C - +60°C	- 40°C - +60°C	- 40°C - +60°C	- 40°C - +60°C
Maintenance Interval	6 years	6 years	6 years	6 years	6 years	6 years
System Service Life	12 years	12 years	12 years	12 years	12 years	12 years

*Customized Service Available

Aircraft Parachute System

-Low Altitude Multirotor

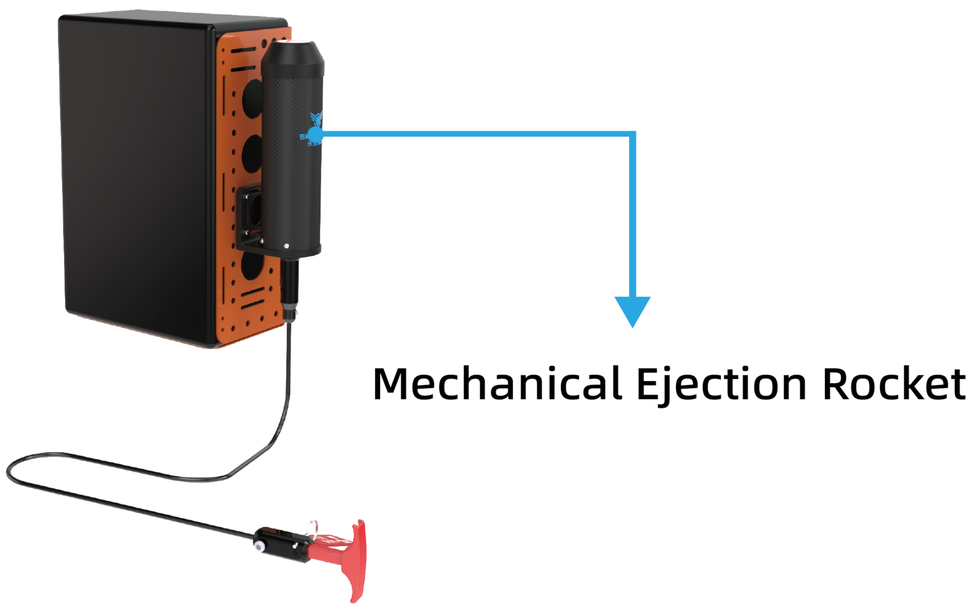

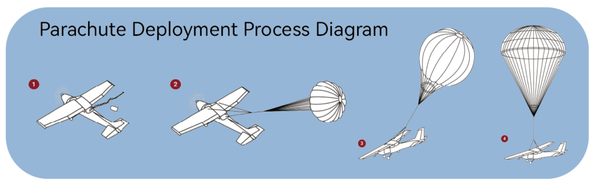

Performance Specifications

Model	T191-350	T191-500	T191-650	T191-800
Maximum Deployment Weight	350 kg	500 kg	650 kg	800 kg
Maximum Deployment Speed	110 km/h	110 km/h	110 km/h	110 km/h
Ejection System Component Weight	2.2kg	2.2kg	2.5kg	2.5kg
Ejection System Dimensions	Φ79x306mm	Φ79x306mm	Φ79x355mm	Φ79x355mm
Parachute Component Weight	7.6kg	9.3kg	11.3kg	12.5kg
Packaging Method	Soft Pack	Soft Pack	Soft Pack	Soft Pack
Container Dimensions	30x25x15 cm	35x25x15 cm	15x26x50 cm	40x14x34 cm
Total System Weight	9.8kg	11.5kg	13.8kg	15kg
Deployment Time (under hovering conditions)	3 s	3 s	4 s	4 s
Minimum Deployment Altitude (under hovering conditions)	60 m	60 m	70 m	80 m
Maximum Deployment Load	6g	6g	6g	6g
Maximum Descent Rate (at 1500 meters standard daytime temperature)	≤7m/s (equivalent to a fall from a height of 2.5 meters)	≤7.5m/s (equivalent to a fall from a height of 2.9 meters)	≤7.5m/s (equivalent to a fall from a height of 2.9 meters)	≤7.5m/s (equivalent to a fall from a height of 2.9 meters)
Main Canopy Area	92 ㎡	110 ㎡	140 ㎡	175 ㎡
Total Ejection System Thrust	400NS	400NS	700NS	700NS
Rocket Motor Burn Duration	1±0.1 s	1±0.1 s	1±0.1 s	1±0.1 s
Rocket Activation Method	Manual Activation	Manual Activation	Manual Activation	Manual Activation
Operating Temperature Range	- 40°C - +60°C	- 40°C - +60°C	- 40°C - +60°C	- 40°C - +60°C
Maintenance Interval	6 years	6 years	6 years	6 years
System Service Life	12 years	12 years	12 years	12 years

***Customized Service Available**

Aircraft Parachute System

-Low Altitude Multirotor

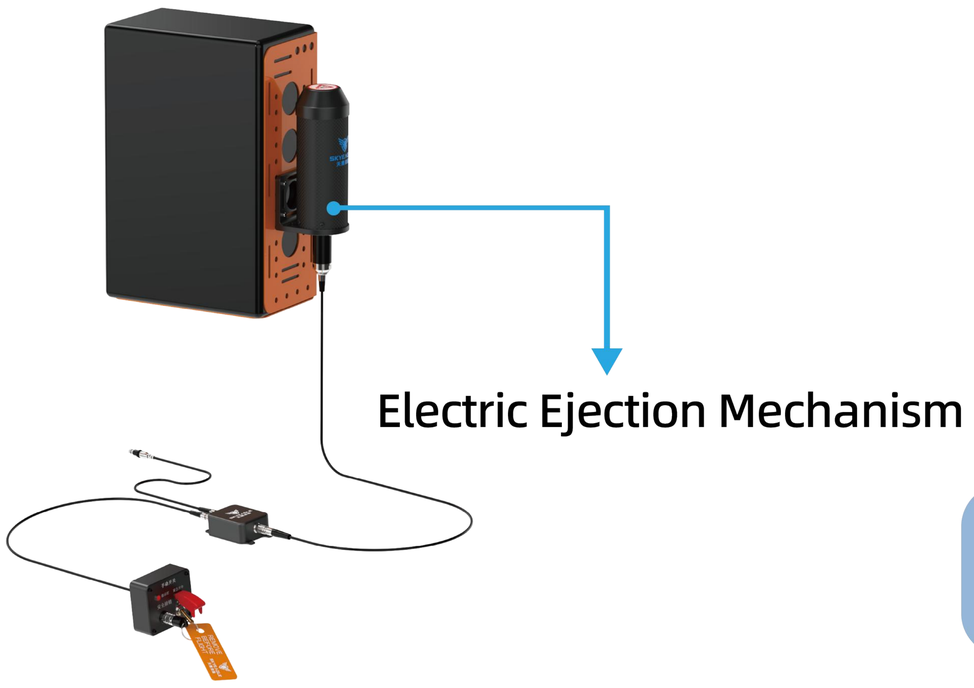

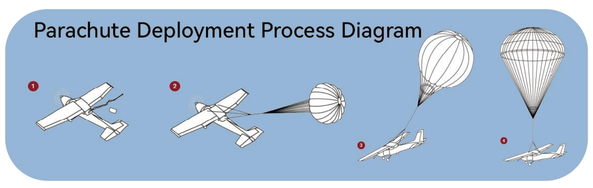

Performance Specifications

Model	T192-350	T192-500	T192-650	T192-800
Maximum Deployment Weight	350 kg	500 kg	650 kg	800kg
Maximum Deployment Speed	110 km/h	110 km/h	110 km/h	110 km/h
Ejection System Component Weight	2.2kg	2.2kg	2.5kg	2.5kg
Ejection System Dimensions	Φ79x306mm	Φ79x306mm	Φ79x355mm	Φ79x355mm
Parachute Component Weight	7.6kg	9.3kg	11.3kg	12.5kg
Packaging Method	Soft Pack	Soft Pack	Soft Pack	Soft Pack
Container Dimensions	30x25x15 cm	35x25x15 cm	15×26×50cm	40×14×34cm
Total System Weight	9.8kg	11.5kg	13.8kg	15kg
Deployment Time (under hovering conditions)	3 s	3 s	4 s	4 s
Minimum Deployment Altitude (under hovering conditions)	40 m	50 m	50 m	60 m
Maximum Deployment Load	6g	6g	6g	6g
Maximum Descent Rate (at 1500 meters standard daytime temperature)	≤7m/s (equivalent to a fall from a height of 2.5 meters)	≤7.5m/s (equivalent to a fall from a height of 2.9 meters)	≤7.5m/s (equivalent to a fall from a height of 2.9 meters)	≤7.5m/s (equivalent to a fall from a height of 2.9 meters)
Main Canopy Area	92 ㎡	110 ㎡	140㎡	175㎡
Total Ejection System Thrust	400NS	400NS	700NS	700NS
Rocket Motor Burn Duration	1±0.1 s	1±0.1 s	1±0.1 s	1±0.1 s
Rocket Activation Method	Manual Activation Flight Control Activation	Manual Activation Flight Control Activation	Manual Activation Flight Control Activation	Manual Activation Flight Control Activation
ECU Communication Protocol	CAN/RS-232/PWM	CAN/RS-232/PWM	CAN/RS-232/PWM	CAN/RS-232/PWM
ECU Power Input	12-36v	12-36v	12-36v	12-36v
Operating Temperature Range	- 40°C - +60°C	- 40°C - +60°C	- 40°C - +60°C	- 40°C - +60°C
Maintenance Interval	6 years	6 years	6 years	6 years
System Service Life	12 years	12 years	12 years	12 years

*Customized Service Available

Aircraft Parachute System

-Low Altitude Multirotor

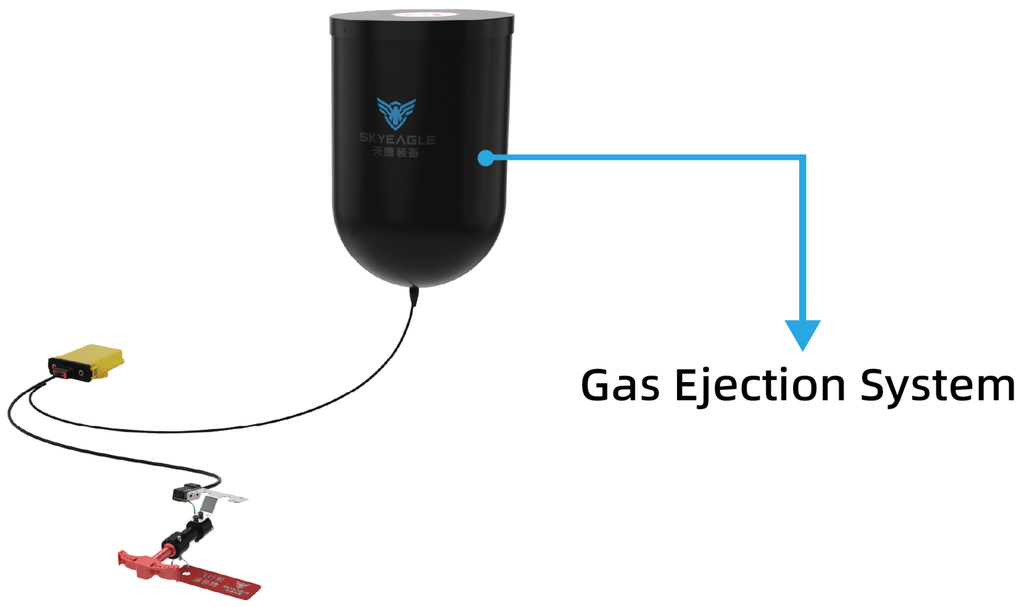

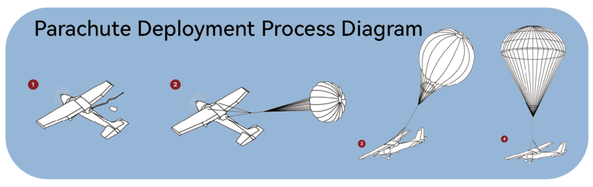

Performance Specifications

Model	T193-250	T193-350	T193-500	T193-650	T193-800	T193-1000
Maximum Total Weight	250 kg	350 kg	500 kg	650 kg	800 kg	1000 kg
Maximum Deployment Speed	110 km/h	110 km/h	110 km/h	110 km/h	110 km/h	110 km/h
Container Dimensions (mm)	Φ206*415	Φ206*500	Φ206*500	Φ306*469	Φ306*646	Φ306*797
Total System Weight	8kg	9.9 kg	11.6kg	15.1kg	16.9kg	23.1kg
Deployment Time (under hovering conditions)	3s	3s	3s	4s	4s	5s
Minimum Deployment Altitude (under hovering conditions)	60m	60m	60m	70m	80m	90m
Maximum Deployment Load	6g	6g	6g	6g	6g	6g
Maximum Descent Speed (at 1500 m ASL, standard temperature)	≤7m/s (equivalent to a fall from a height of 2.5 meters)	≤7m/s (equivalent to a fall from a height of 2.5 meters)	≤7.5m/s (equivalent to a fall from a height of 2.9 meters)	≤7.5m/s (equivalent to a fall from a height of 2.9 meters)	≤7.5m/s (equivalent to a fall from a height of 2.9 meters)	≤7.9m/s (equivalent to a fall from a height of 3.2meters)
Parachute Area	71 ㎡	92 ㎡	110 ㎡	140 ㎡	175 ㎡	206 ㎡
Packing Cycle	6 years	6 years	6 years	6 years	6 years	6 years
Activation Method	Manual Activation/Flight Control Activation Autonomous Activation	Manual Activation/Flight Control Activation Autonomous Activation	Manual Activation/Flight Control Activation Autonomous Activation	Manual Activation/Flight Control Activation Autonomous Activation	Manual Activation/Flight Control Activation Autonomous Activation	Manual Activation/Flight Control Activation Autonomous Activation
ECU Communication Protocol	CAN \ PWM \ RS-232	CAN \ PWM \ RS-232	CAN \ PWM \ RS-232	CAN \ PWM \ RS-232	CAN \ PWM \ RS-232	CAN \ PWM \ RS-232
ECU Power Input	12-36v	12-36v	12-36v	12-36v	12-36v	12-36v
Operating Temperature Range	- 40°C - +60°C	- 40°C - +60°C	- 40°C - +60°C	- 40°C - +60°C	- 40°C - +60°C	- 40°C - +60°C
Maintenance Interval	6 years	6 years	6 years	6 years	6 years	6 years
System Service Life	12 years	12 years	12 years	12 years	12 years	12 years

***Customized Service Available**

Corporate Mission

Professionalism, Safety, Collaboration, Efficiency

Corporate Vision

To Become a World-Class Provider of Parachute Safety System Solutions

Corporate Values

Committed to Ensuring Low-Altitude Safety

Website

WhatsApp

Tel:+86 159 7530 6533

E-mail: sales@skyeagleparachute.com

Web:www.skyeagleparachute.com

Add : Building A1, Zhongjia Creative Park,Donghuan Second Road, Longhua District, Shenzhen City, Guangdong Province, China.

Copyright Reserved © Shenzhen SkyEagle Technology Co., Ltd.